

Research Article

Single-Channel Data Broadcasting under Small Waiting Latency

Hsiang-Fu Yu

Department of Computer Science, National Taipei University of Education, Taipei 10671, Taiwan

Correspondence should be addressed to Hsiang-Fu Yu; yu@tea.ntue.edu.tw

Received 5 March 2013; Accepted 18 March 2013

Academic Editor: Pin-Han Ho

Copyright © 2013 Hsiang-Fu Yu. This is an open access article distributed under the Creative Commons Attribution License, which permits unrestricted use, distribution, and reproduction in any medium, provided the original work is properly cited.

Due to the advancement of network technology, video-on-demand (VoD) services are growing in popularity. However, individual stream allocation for client requests easily causes a VoD system overload; when its network and disk bandwidth cannot match client growth. This study thus presents a fundamentally different approach by focusing solely on a class of applications identified as latency tolerant applications. Because video broadcasting does not provide interactive (i.e., VCR) functions, a client is able to tolerate playback latency from a video server. One efficient broadcasting method is periodic broadcasting, which divides a video into smaller segments and broadcasts these segments periodically on multiple channels. However, numerous practical systems, such as digital video broadcasting-handheld (DVB-H), do not allow clients to download video data from multiple channels because clients usually only have one tuner. To resolve this problem in multiple-channel broadcasting, this study proposes a novel single-channel broadcasting scheme, which leverages segment-broadcasting capability further for more efficient video delivery. The comparison results show that, with the same settings of broadcasting bandwidth, the proposed scheme outperforms the alternative broadcasting scheme, the hopping insertion scheme, SingBroad, PAS, and the reverse-order scheduling scheme for the maximal waiting time.

1. Introduction

Due to the advancement of network technology, video-on-demand (VoD) services are growing in popularity. Clients can watch their desired videos at anytime without waiting or visiting a video rental store. Because of the online access provided by VoD services, several studies have predicted the success of VoD [1, 2]. VoD is inherently a personalized service because of its characteristic one-to-one interaction. Therefore, a VoD system typically allocates a dedicated stream for each incoming video request [3]. However, individual stream allocation easily causes a VoD system overload when its network and disk bandwidth cannot match client growth. This study thus presents a fundamentally different approach by focusing solely on a class of applications identified as latency tolerant applications. The key feature of latency tolerant applications is that they are unconcerned with latency between video servers and clients. Broadcast video streaming is perhaps the most important example of this class of applications [4]. Because video broadcasting does not provide interactive (i.e., VCR) functions, a client is able to tolerate

playback latency from a video server. One efficient broadcasting method is periodic broadcasting, which divides a video into smaller segments and broadcasts them periodically on a set of communication channels. This method enhances bandwidth usage by allowing various clients to share the same channel bandwidths. Because periodic broadcasting typically requires a client to wait for the beginning of the first segment before starting playback, this scheme cannot support real-time VoD services.

The fast broadcasting (FB) [5] scheme divides a video into a geometrical series of $1, 2, 4, \dots, 2^{k-1}$, where k is the number of broadcasting channels. An implementation of the FB scheme on IP multicasting was reported in [6]. To achieve minimal latency, the harmonic broadcasting (HB) scheme [7] partitions a video into multiple segments, and each segment S_i is divided into i subsegments. The subsegments of the same segment are then broadcast on the same channel. The recursive frequency-splitting (RFS) scheme [8] achieves a near-minimal waiting time by periodically broadcasting each segment at a frequency that can guarantee continuous video

playback. In modifying the FB scheme, the reverse fast broadcasting (RFB) scheme [9] buffers 25% of video length, merely half of what is required by the FB scheme. By combining RFB and RFS, the hybrid broadcasting scheme (HyB) [10] requires the same client buffering space as that of RFB; however, it achieves smaller waiting time. The study in [11] integrates the fixed-delay pagoda broadcasting scheme [12] and RFB to reduce client waiting time and buffer demand. A generalized reverse sequence-based model [13] was proposed to clarify why broadcasting segments in reverse order can reduce buffer requirements. A scalable binomial broadcasting scheme [14] transfers live videos using constant bandwidth, regardless of video length.

The mentioned schemes transfer video segments on multiple channels simultaneously and periodically, and a client typically must receive segments from these channels concurrently. To perform multiple-channel segment broadcasting, a server must multiplex video segments into multiple channels and synchronize these segments across these channels. Segment multiplexing and synchronization are difficult, because packet transmissions are varied with network traffic. In addition, numerous practical systems, such as digital video broadcasting-handheld (DVB-H) and integrated services digital broadcasting-handheld (ISDBH), do not permit a client to download video data from multiple channels, because the client typically has only one tuner [15, 16]. To solve these problems caused by multiple-channel broadcasting, many studies were proposed to broadcast segments over a single channel, such as the alternative broadcasting (AB) scheme [15], the hopping insertion (HI) scheme [16], SingBroad [17], PAS [18], and the reverse-order scheduling (ROS) scheme [19]. The basic concept behind these schemes is to partition a video into equal-sized segments, which are classified into several groups and transferred over a single channel according to a predefined arrangement.

This study proposes a single-channel broadcasting scheme to yield short waiting time. Let kb be the bandwidth of a single channel, where k is a positive integer and b is the playback rate of a video. The proposed scheme partitions the single channel as an infinite set of time slots. Each time slot is further composed of smaller subslots. A video of length L is equally divided into $2^k - 1$ segments, which are then arranged to k groups, denoted by G_0, G_1, \dots, G_{k-1} . A segment of group G_i is split into 2^i equal subsegments, which are then placed to individual subslots. The mathematical analysis shows that the maximal client waiting time of the scheme is $(k + 1)L/k(2^k - 1)$. This study also verifies the workability of the scheme and compares it with several current approaches. The comparison results show that, with the same settings of broadcasting bandwidth, the proposed scheme outperforms AB, HI, SingBroad, PAS, and ROS for the maximal waiting time. Extensive simulations also indicate that the proposed scheme requires smaller client buffering space than AB and SingBroad for $k > 4$.

The remainder of this study is organized as follows. Section 2 reviews AB, HI, SingBroad, PAS, and ROS. Section 3 introduces the proposed scheme and verifies its

TABLE 1: List of terms used in this study and their respective definitions.

Term	Definition
L	Video length
b	Video playback rate
kb	Bandwidth of a single channel, where k is a positive integer
N	Number of segments
S_i	i th video segment
d	Segment length of S_i
$S_{i,j}$	j th subsegment of S_i
t_a	Client arrival time
T_i	i th time slot, $i \geq 0$
w	Maximal waiting time for playback

accuracy. Section 4 shows the evaluations of the performance of the scheme, and Section 5 makes a brief conclusion.

2. Related Work

This section introduces AB [15], HI [16], SingBroad [17], PAS [18], and ROS [19]. Table 1 defines the terms used in this study. As mentioned previously, this study divides a single channel into an infinite set of time slots.

The AB scheme [15] splits a video into N segments. This scheme proposes two modes for determining the value of N . One is the mechanism-dominant (MD) mode, and the other is the waiting time-dominant (WD) mode. In the MD mode, $N = \lfloor (k + 3)/2 \rfloor$, and clients start playing video data when they receive segment S_1 . The AB scheme with WD obtains $N = \lceil (k + 3)/2 \rceil$. In this mode, the starting time of video playback is determined by whether each segment can be played continuously, rather than the downloading of segment S_1 . For both modes, the AB scheme broadcasts segment S_1 on the single channel at time slot T_i if $i \bmod 2 = 0$. The rest of segments are broadcast sequentially and periodically on the remaining time slots. Figure 1 shows an example to demonstrate the segment downloading and playing for AB, where $k = 4$. The segments downloaded and played by a client are gray. The AB scheme with MD divides a video into three segments, as shown in Figure 1(a). A client starts to play video data at the beginning of segment S_1 . In addition, the AB scheme with WD partitions the same video into four segments, as presented in Figure 1(b). Note that if the client started playing segment S_1 on time slot T_2 , segment S_2 would not be played continuously. Therefore, the client begins to play video data on time slot T_3 to guarantee continuous playback.

The HI scheme [16] divides a video into N even segments, where N is an arbitrary positive integer. This scheme then classifies the segments into $\lceil N/Q \rceil$ groups, where $Q = \lceil N / \exp(0.57(k - 1)) \rceil$. Group G_j contains segments S_{jQ+1} to $S_{(j+1)Q}$, where $0 \leq j \leq \lceil N/Q \rceil - 2$. The last group includes the remaining segments. Initially, HI puts the segments of group G_0 together in order. The segments of the remaining groups are then inserted into the segments of G_0 in a hopping way to obtain the final broadcasting schedule [16].

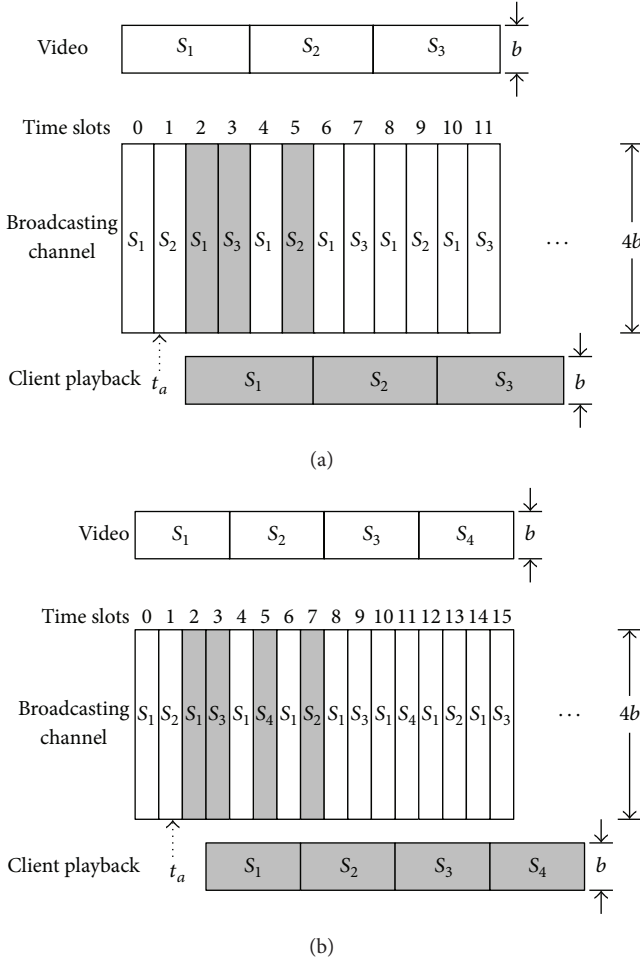


FIGURE 1: Segment partition and arrangement for AB.

SingBroad [17] partitions a video into $2^{k-1} - 1$ segments that are arranged into $k - 1$ groups. Group G_j contains segments S_{2^j} to $S_{2^{j+1}-1}$, where $0 \leq j \leq k - 2$. Segment S_{2^j+i} of group G_j is broadcast on time slot $T_{j+i(k-1)+2^j(k-1)y}$, where $0 \leq i \leq 2^j - 1$ and y is zero or a positive integer. For example, for $k = 4$, SingBroad divides a video into seven segments, which are then arranged to three groups. Group G_2 contains segments S_4 to S_7 . Segment S_5 is broadcast on time slot T_{5+12y} (e.g., time slots T_5, T_{17}, T_{29} , and so on), where $j = 2$ and $i = 1$. When a video request arrives, the client must wait for the beginning of the nearest segment S_1 to start video downloading and playing.

Like the SingBroad scheme, the PAS scheme [18] splits a video into $2^{k-1} - 1$ segments and classifies these segments into $k - 1$ groups. Group G_j contains segments S_{2^j} to $S_{2^{j+1}-1}$, where $0 \leq j \leq k - 2$. Unlike SingBroad, PAS further divides each segment of G_j into 2^j even subsegments. Each time slot T_i is split into $2^{i \bmod (k-1)}$ subslots that are used to place subsegments. For instance, for $k = 4$, PAS partitions a video into segments S_1 to S_7 , which are arranged to three groups. Segment S_5 of G_2 is divided into four subsegments $S_{5,1}, S_{5,2}, S_{5,3}$, and $S_{5,4}$ that are broadcast across various subslots. A

client must wait for the nearest segment S_1 to begin video downloading and playing.

The ROS scheme [19] divides a video into $3 \times 2^{k-2}$ segments that are classified into k groups. Groups G_0 and G_1 contain $\{S_1\}$ and $\{S_2, S_3\}$, respectively. The remaining group G_j includes segments $S_{3 \times 2^{j-2}+1}$ to $S_{3 \times 2^{j-1}}$ where $2 \leq j \leq k - 1$. Let y be zero or a positive integer. Segment of G_0 is broadcast on time slot T_{ky} . This scheme then puts segments S_3 and S_2 of G_1 on time slots T_{1+2ky} and $T_{k+1+2ky}$, respectively. The ROS scheme transmits segment $S_{3 \times 2^{j-1}-x}$ of the remaining group G_j on time slot $T_{j+xk+3 \times 2^{j-2} \times ky}$, where $2 \leq j \leq k-1$ and $0 \leq x \leq 3 \times 2^{j-2} - 1$. For example, segment S_6 of group G_2 is broadcast on time slot T_{2+3ky} because $j = 2$ and $x = 0$. For $k = 4$, ROS puts segment S_6 on time slots T_2, T_{14}, T_{26} , and others. When a client wants to watch a video, the client must wait for the beginning of the nearest segment S_1 to start downloading. In addition, segments S_2 and S_3 must be received in order. For the segments of the remaining groups, the client downloads them according to the following process. Suppose that S_p is the segment that a client is currently playing, and segment S_i of G_j is the segment that appears on the channel and is not received by the client. If $p + 3 \times 2^{j-2} < i$, the client does not download segment S_i . Otherwise, the client receives it. When downloading segment S_1 is complete, the client starts video playback.

3. Proposed Scheme

According to the mentioned schemes [15–19], the number of video segments mainly determines client waiting time. Therefore, the key to minimizing the waiting time is to partition a video into as many segments as possible, under the condition that ensures continuous playback. To maximize the segment number, the proposed scheme broadcasts video data over a single channel according to the following step.:

- (1) Divide a video into $2^k - 1$ (i.e., $N = 2^k - 1$) equal-length segments, denoted by $S_1, S_2, \dots, S_{2^k-1}$ in sequence. The length of each segment, d , thus equals $L/(2^k - 1)$. For example, in Figure 2, a server allocates a single channel with a bandwidth of $3b$ to broadcast a video of length L . The video is equally divided into $2^3 - 1$ segments, denoted by S_1, S_2, \dots, S_7 . The length of each segment equals $L/7$.
- (2) Classify these segments into k groups, denoted by G_0, G_2, \dots, G_{k-1} . Assemble segments S_{2^j} to $S_{2^{j+1}-1}$ into group G_j sequentially. Figure 2 shows that the segments are then classified into three groups $G_0 = \{S_1\}$, $G_1 = \{S_2, S_3\}$, and $G_2 = \{S_4, S_5, S_6, S_7\}$. Each segment S_i of group G_j is further partitioned into 2^j subsegments, denoted by $S_{i,1}, S_{i,2}, \dots, S_{i,2^j}$. As shown in Figure 2, segment S_5 of group G_2 is split into four subsegments $S_{5,1}, S_{5,2}, S_{5,3}$, and $S_{5,4}$.
- (3) Partition a single channel as an infinite set of time slots, denoted by T_0, T_1, T_2 , and so on. Each time slot

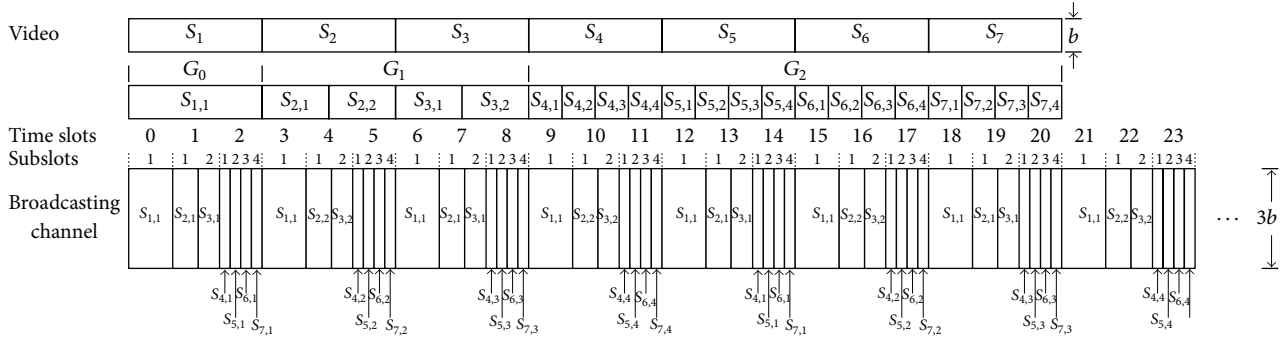


FIGURE 2: Segment partition and arrangement for the proposed scheme.

is used to deliver segment data at a bandwidth of kb , and the length of each time slot equals

$$\frac{L}{(kN)} = \frac{d}{k}. \quad (1)$$

- (4) A time slot T_i is further divided into 2^j subslots, denoted by $T_{i,1}, T_{i,2}, \dots, T_{i,2^j}$, if $i \bmod k = j$. The length of a subslot of time slot T_i thus equals $d/(2^j k)$. For example, Figure 2 shows that the length of each time slot equals $d/3$ because $k = 3$. Time slot T_2 is further partitioned into four subslots $T_{2,1}, T_{2,2}, T_{2,3}$, and $T_{2,4}$ because $2 \bmod 3 = 2$.
- (5) Put the segment data of each group on each time slot in sequence. For example, the segment data of groups G_0, G_1 , and G_2 are sequentially broadcast on time slots T_0, T_1, T_2 , and so on, as indicated in Figure 2. In general, the segment data of group G_j are put on time slot T_{j+ky} , because there are k groups, where y is zero or a positive integer. Furthermore, the scheme sequentially broadcasts the subsegments of the segments of group G_j on the subslots of time slot T_{j+ky} . For example, Figure 2 shows that the subsegments of segments S_4 to S_7 of group G_2 are sequentially put on the subslots of T_2, T_5, T_8, T_{11} , and others. Note that only a subsegment of a segment of the same group is put on a subslot of a time slot. Because the segment data of group G_j are broadcast once every k time slots and each segment consists of 2^j subsegments, each subsegment is transmitted once every $2^j k$ time slots. Therefore, the scheme broadcasts subsegment $S_{i,x}$ of group G_j on subslot

$$T_{j+(x-1)k+2^j ky, i-2^{j+1}}, \quad (2)$$

where $y \in \text{int}$ and $y \geq 0$.

For example, Figure 2 shows that the proposed scheme puts subsegment $S_{5,3}$ of group G_2 on subslot $T_{8+12y,2}$ (e.g., $T_{8,2}, T_{20,2}$, and $T_{32,2}$) because $k = 3, j = 2, i = 5$, and $x = 3$.

This study next presents how to download video segments on the client side. A client is assumed to have a sufficient

buffer to store downloaded segments. Suppose that a client can download and play the same segment concurrently, because the downloading bandwidth is equal to or larger than the playback rate. This study also assumes that a client desires to watch a video at time t_a . Let $T_{u,v}$ be the subslot that is nearest to time t_a . The segment downloading and playing are as the following.

- (1) The client must wait for subslot $T_{u,v}$ before receiving subsegments. Once the subslot is up, the client starts downloading the subsegment from this subslot.
- (2) After this downloading is complete, the client continues to receive the remaining subsegments from the following subslots. If a subsegment has been downloaded, the client simply skips it.
- (3) When all the subsegments are received, the client stops the segment downloading.
- (4) The client assembles the received subsegments to form complete segments and starts playing them at the beginning of subslot $T_{u+k,v}$.

Figure 3 shows an example for demonstrating how to download and play video segments, where the subsegments downloaded and played by a client are gray. Because subslot $T_{1,2}$ is closest to the client arrival time t_a , the client starts downloading subsegment $S_{3,1}$ on subslot $T_{1,2}$. The client then continues to receive subsegments from subslots $T_{2,1}$ to $T_{5,4}$. Because subsegment $S_{1,1}$ has been downloaded on subslot $T_{3,1}$, the client does not receive it again on subslot $T_{6,1}$. Similarly, the client does not download subsegments $S_{3,1}, S_{1,1}, S_{2,2}$, and $S_{3,2}$ on subslots $T_{7,2}, T_{9,1}, T_{10,1}$, and $T_{10,2}$, respectively. When the client finishes receiving all the subsegments at the end of subslot $T_{11,4}$, the client stops downloading subsegments. The client assembles the received subsegments to form complete segments and plays them at the start of subslot $T_{4,2}$, as shown in Figure 3.

3.1. Workable Verification. Suppose that segment S_i is in group G_j , where $2^j \leq i \leq 2^{j+1} - 1$. The mentioned broadcasting process transfers a subsegment of segment S_i once every k time slots. Because the number of subsegments of segment S_i equals 2^j , the broadcasting process can transmit all the subsegments of segment S_i once every $2^j k$ time slots.




FIGURE 3: Segment downloading and playing for the proposed scheme.

According to the downloading process, a client starts segment downloading at the beginning of subslot $T_{u,v}$. Therefore, the client can receive all the subsegments of S_i at the beginning of subslot $T_{u+2^j k, v}$. In addition, the client begins segment playback at the beginning of subslot $T_{u+k, v}$. Because the playback length of a segment equals k time slots according to (1), the start time to play segment S_i is the beginning of subslot $T_{u+k+ik, v}$. To guarantee continuous playback for the client, the end time of downloading segment S_i must be earlier than the start time of its playback. That is, the beginning of subslot $T_{u+k+ik, v}$ must be later than the beginning of subslot $T_{u+2^j k, v}$. This study evaluates

$$(u + k + ik) - (u + 2^j k) = (i + 1 - 2^j) k > 0, \text{ due to } 2^j \leq i. \quad (3)$$

The end time of downloading segment S_i is earlier than the start time of its playback. Therefore, the proposed scheme ensures continuous video playback on the client side.

4. Performance Analysis and Comparison

This study primarily selected client waiting time and buffer demand as the performance criteria. The proposed scheme was compared with AB, HI, SingBroad, PAS, and ROS. According to the downloading process, when a client exactly arrives at the beginning of a subslot, the waiting time equals k timeslots (i.e., d) because of (1). If the client just misses the startup of a subsegment on the channel, the client must additionally wait for the length of the subsegment. Because subsegment $S_{1,1}$ is the longest subsegment, the maximal waiting time w equals $k + 1$ time slots. That is,

$$w = \frac{(k + 1) d}{k} = \frac{(k + 1) L}{k(2^k - 1)}. \quad (4)$$

Table 2 summarizes the maximal waiting time incurred by AB [15], HI [16], SingBroad [17], PAS [18], ROS [19], and the proposed scheme. The results show that the number of segments mainly determines the maximal waiting times for all the schemes. The increase of the server bandwidth (i.e., the

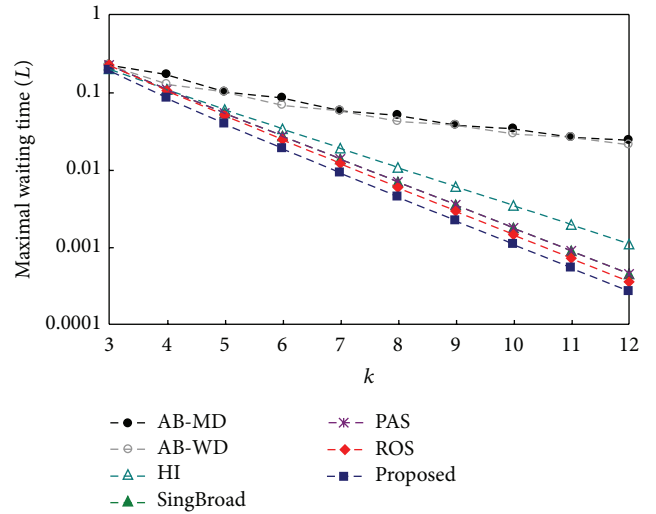


FIGURE 4: Maximal waiting time (in terms of L) incurred on new clients at different broadcasting bandwidth.

value of k) enlarges the number of segments and thus reduces the waiting time.

To clarify the performance advantages of the proposed scheme, this study calculated the maximal waiting times of AB, HI, SingBroad, PAS, ROS, and the proposed scheme at various values of k , where the value of N for HI equals 10000. Figure 4 shows the performance results. As the server bandwidth increases, the waiting times under all the schemes are sharply reduced. In addition, the proposed scheme yields the shortest waiting time. For example, when the server bandwidth equals $7b$ (i.e., $k = 7$), the scheme reduces the broadcast latency to less than $0.009L$. In contrast, AB-MD, AB-WD, HI, SingBroad, PAS, and ROS yield $0.057L$, $0.057L$, $0.019L$, $0.014L$, $0.014L$, and $0.012L$, respectively. The proposed scheme reduces the waiting times by 84%, 84%, 53%, 36%, 36%, and 25%. Assume that the video length L is 120 min. Figure 5 shows the maximal waiting time for all the schemes in seconds. For $k = 6$, the waiting times of AB-MD, AB-WD, HI, SingBroad, PAS, ROS, and the proposed scheme are 600,

TABLE 2: Maximal waiting time for different schemes in terms of video length L .

Scheme	AB-MD	AB-WD	HI	SingBroad	PAS	ROS	Proposed
Maximal waiting time	$\frac{2L}{\lceil (k+3)/2 \rceil k}$	$\frac{2L}{\lceil (k+3)/2 \rceil k}$	$\frac{(Q \times H (\lfloor N/Q \rfloor) + ((N - Q \lfloor N/Q \rfloor) / (\lfloor N/Q \rfloor + 1))) L}{kN}$, where $Q = \left\lceil \frac{N}{\exp(0.57(k-1))} \right\rceil$ $H(i) = \sum_{j=1}^i 1/j$	$\frac{(k-1)L}{(2^{k-1}-1)k}$	$\frac{(k-1)L}{(2^{k-1}-1)k}$	$\frac{(k+1)L}{3 \times 2^{k-2}k}$	$\frac{(k+1)L}{(2^k-1)k}$

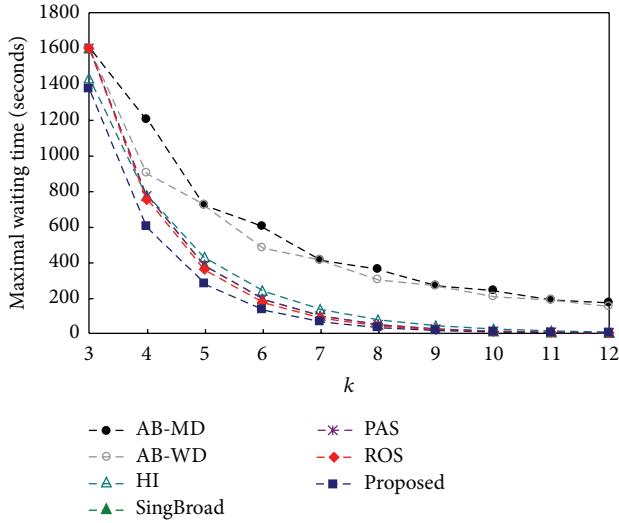


FIGURE 5: Maximal waiting time yielded by different schemes, where $L = 120$ min.

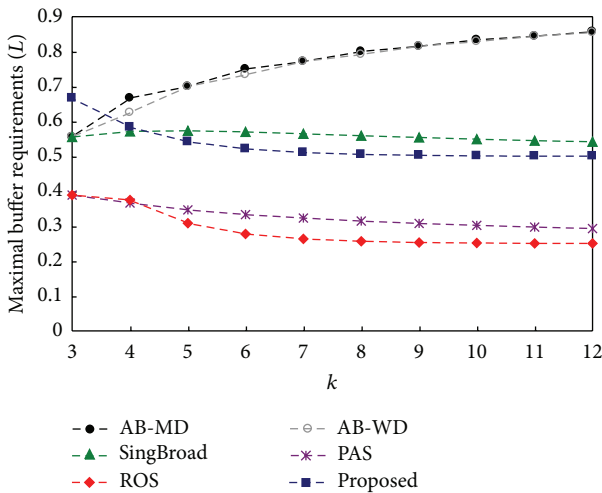


FIGURE 6: Maximum buffer requirements for AB-MD, AB-WD, SingBroad, PAS, ROS, and the proposed scheme.

480, 240, 194, 194, 175, and 133 s, respectively. In this case, the waiting times for the proposed scheme are 78%, 72%, 45%, 31%, 31%, and 24% smaller than those of AB-MD, AB-WD, HI, SingBroad, PAS, and ROS, respectively.

With low cost and large capacity of storage disks, client buffer demand is no longer a substantial concern. However, for completeness, this work studies the required buffer size under AB-MD, AB-WD, SingBroad, PAS, ROS, and the proposed scheme (the comparison does not include HI, because its buffer requirements are not provided in [16]). Because this study did not derive a close formula for the required buffering space of the proposed scheme, a simulator in Perl [20] was developed to exhaustively search all possibilities to determine the maximum buffering space required at various broadcasting bandwidths. Figure 6 shows the client buffer requirements regarding video length L , where the server

bandwidth is varied from $3b$ to $12b$. The proposed scheme initially requires the largest buffering space. However, as the server bandwidth increases, the client buffer requirements drop and approach 50% of video size. Therefore, the proposed scheme yields smaller buffer requirements than AB and SingBroad.

5. Conclusion

A VoD system typically allocates a dedicated stream for each incoming video request; however, individual stream allocation easily causes the system overloaded. This study thus presents a fundamentally different approach by focusing solely on a class of applications identified as latency tolerant applications. Because video broadcasting does not provide interactive functions, a client is able to tolerate playback latency. One efficient broadcasting method is periodic broadcasting, which divides a video into smaller segments and broadcasts them periodically on multiple channels. However, the implementation of multiple-channel broadcasting is difficult and complicated. Therefore, this study proposes a novel single-channel broadcasting scheme for more efficient video delivery. The correctness of the scheme is verified mathematically. The performance comparisons show that, with the same settings of broadcasting bandwidth, the proposed scheme yields the shortest waiting time when compared with AB, HI, SingBroad, PAS, and ROS.

Acknowledgment

This work was financially supported by National Science Council, Taiwan, under a Research Grant no. NSC 101-2221-E-152-004.

References

- [1] TechNavio, "Global Video on Demand Market 2011–2015," August 2012.
- [2] Digital TV Research, "A sustained boom forecast for global online TV and video," October 2012.
- [3] J. Choi, A. S. Reaz, and B. Mukherjee, "A survey of user behavior in VoD service and bandwidth-saving multicast streaming schemes," *IEEE Communications Surveys and Tutorials*, vol. 14, no. 1, pp. 156–169, 2012.
- [4] K. Mayer-Patel and A. Jones, "StrandCast: peer-to-peer content distribution for latency tolerant applications," in *Proceedings of the 2nd International Conference on Communication Systems and Networks, (COMSNETS '10)*, pp. 1–10, Bangalore, India, January 2010.
- [5] L.-S. Juhn and L. M. Tseng, "Fast data broadcasting and receiving scheme for popular video service," *IEEE Transactions on Broadcasting*, vol. 44, no. 1, pp. 100–105, 1998.
- [6] Z.-Y. Yang, *The telepresentation system over internet with late-comers support [Ph.D. thesis]*, Department of Computer Science and Information Engineering, National Central University, Taiwan, 2000.
- [7] L.-S. Juhn and L.-M. Tseng, "Harmonic broadcasting for video-on-demand service," *IEEE Transactions on Broadcasting*, vol. 43, no. 3, pp. 268–271, 1997.

- [8] Y.-C. Tseng, M.-H. Yang, and C.-H. Chang, "A recursive frequency-splitting scheme for broadcasting hot videos in VOD service," *IEEE Transactions on Communications*, vol. 50, no. 8, pp. 1348–1355, 2002.
- [9] H.-F. Yu, H.-C. Yang, and L.-M. Tseng, "Reverse Fast Broadcasting (RFB) for video-on-demand applications," *IEEE Transactions on Broadcasting*, vol. 53, no. 1, pp. 103–111, 2007.
- [10] H.-F. Yu, "Hybrid broadcasting with small buffer demand and waiting time for video-on-demand applications," *IEEE Transactions on Broadcasting*, vol. 54, no. 2, pp. 304–311, 2008.
- [11] Y. N. Chen and L. M. Tseng, "An efficient periodic broadcasting with small latency and buffer demand for near video on demand," *International Journal of Digital Multimedia Broadcasting*, vol. 2012, Article ID 717538, 7 pages, 2012.
- [12] J. F. Paris, "A fixed-delay broadcasting protocol for video-on-demand," in *Proceedings of the 10th International Conference on Computer Communications and Networks (ICCCN'01)*, pp. 418–423, Scottsdale, Ariz, USA, October 2001.
- [13] H. F. Yu, P. H. Ho, and H. C. Yang, "Generalized sequence-based and reverse sequence-based models for broadcasting hot videos," *IEEE Transactions on Multimedia*, vol. 11, no. 1, pp. 152–165, 2009.
- [14] Z.-Y. Yang, Y.-M. Chen, and L.-M. Tseng, "A seamless broadcasting scheme with live video support," *International Journal of Digital Multimedia Broadcasting*, vol. 2012, Article ID 373459, 8 pages, 2012.
- [15] T. Yoshihisa, M. Tsukamoto, and S. Nishio, "A scheduling scheme for continuous media data broadcasting with a single channel," *IEEE Transactions on Broadcasting*, vol. 52, no. 1, pp. 1–10, 2006.
- [16] T. Yoshihisa, M. Tsukamoto, and S. Nishio, "A broadcasting scheme considering units to play continuous media data," *IEEE Transactions on Broadcasting*, vol. 53, no. 3, pp. 628–635, 2007.
- [17] Y. W. Chen and C. Y. Hsieh, "SingBroad: a scheduling scheme for broadcasting continuous multimedia data over a single channel," *Computer Networks*, vol. 53, no. 9, pp. 1546–1554, 2009.
- [18] Y.-W. Chen and C.-Y. Chen, "PAS: a new scheduling scheme for broadcasting a video over a single channel," *IET Communications*, vol. 5, no. 7, pp. 951–960, 2011.
- [19] B. S. Wu, C. C. Hsieh, and Y. W. Chen, "A reverse-order scheduling scheme for broadcasting continuous multimedia data over a single channel," *IEEE Transactions on Broadcasting*, vol. 57, no. 3, pp. 721–728, 2011.
- [20] <http://www.perl.org/>.



Hindawi

Submit your manuscripts at
<http://www.hindawi.com>

