

## ON THE SHIFT-WINDOW PHENOMENON OF SUPER-FUNCTIONS

I. SZALAY

**ABSTRACT.** Using exploded numbers we consider the exploded Descartes-plane  $\overline{R^2} = \{(\overline{x}, \overline{y}) : x, y \in R\}$  in which have the graphs of super-functions. Of course certain parts of these graphs are visible in the traditional Descartes-plane  $R^2$ , while the other parts may be invisible. To show the invisible parts we introduce the super shift - and screw transformations which result the shifted - and screwed Descartes - coordinate systems. For the sake of understanding the paper contains some examples, too.

### 1. COMPUTATION WITH EXPLODED NUMBERS

In [1] we introduced the exploded numbers with the operations of super-addition and super-multiplication

$$(1.1) \quad \overline{x} \oplus \overline{y} = \overline{x+y}, \quad x, y \in R,$$

and

$$(1.2) \quad \overline{x} \odot \overline{y} = \overline{x \cdot y}, \quad x, y \in R,$$

respectively. Moreover, the rules of super-subtraction and super-division

$$(1.3) \quad \overline{x} \ominus \overline{y} = \overline{x-y}, \quad x, y \in R,$$

and

$$(1.4) \quad \overline{x} \oslash \overline{y} = \overline{x:y}, \quad x, y \in R, y \neq 0,$$

were presented, too. The number  $\overline{x}$  was called the exploded of the real number  $x \in R$  and the set of exploded numbers is denoted by  $\overline{R}$ . Sometimes we say that  $\overline{R}$  is the exploded real axis. For any real number  $x \in (-1, 1)$  explosion means

$$(1.5) \quad \overline{x} = \text{arctanh } x.$$

Clearly,  $R$  is isomorphic with  $\overline{R}$  by the transformation

$$\begin{aligned} x &\rightarrow \overline{x}, \\ + &\rightarrow \oplus, \\ \cdot &\rightarrow \odot. \end{aligned}$$

---

2000 *Mathematics Subject Classification.* 03C30.

*Key words and phrases.* Exploded numbers, exploded Descartes-plane, window-phenomenon, super-shift transformation, screw transformation.

Moreover,

$$(1.6) \quad 0 = \overline{0}$$

is the unit element of super-addition and the unit element of super-multiplication is  $\overline{1}$ .

Considering that by (1.5) for any  $x \in (-1, 1)$  we have

$$(1.7) \quad \overline{-x} = -\overline{x}$$

for any  $x \in \overline{R}$  its additive inverse is denoted by  $(-x)$ .

For any pair  $x, y \in \overline{R}$  the arrangement

$$(1.8) \quad x < y \quad \text{if and only if} \quad \underline{x} < \underline{y}$$

was also introduced in [1] (see [1], Definition 1.7), where  $\underline{x}$  is called the compressed of  $x$ , defined by the identity

$$(1.9) \quad \overline{(\underline{x})} = x, \quad x \in \overline{R}.$$

Clearly, for any  $x \in \overline{R}$  we have  $\underline{x} \in R$ . The inverse of explosion is called compression. Moreover,

$$(1.10) \quad \underline{x} = \text{th } x \quad \text{if} \quad -\infty < x < \infty,$$

and we also use the identity

$$(1.11) \quad \overline{(\underline{x})} = x, \quad x \in R.$$

Clearly, for any  $x \in R$  and  $x \in \overline{R}$

$$(1.12) \quad \overline{-x} = -\overline{x} \quad \text{and} \quad \underline{-x} = -\underline{x},$$

respectively. If  $x \in \overline{R}$  and  $x \leq -\overline{1}$  or  $x \geq \overline{1}$  we say that  $x$  is invisible. The visible subset of the exploded real axis  $\overline{R}$  is the real axis  $R$  itself. So, if  $x \in R$  then  $-\overline{1} < x < \overline{1}$ .

## 2. SUPER-FUNCTIONS AND SUPER-CURVES

The concept of super-function was introduced in [1]. (See [1], (part 4).) Considering a basic function  $f$  with its definition-domain belonging to  $R$  we said that an  $x \in \overline{R}$  belongs to the definition-domain of super-function  $\text{spr } f$  if  $f(\underline{x})$  is defined. Moreover,

$$(2.1) \quad \text{spr } f(x) = \overline{f(\underline{x})}.$$

*Remark 2.2.* If  $S \subset \overline{R}$  and for any  $x \in S$

$$(2.3) \quad y = F(x)$$

is unambiguous, then  $F$  is a super-function.

Really, considering

$$f_F(x) = \underline{F(\underline{x})}, \quad x \in \underline{S} \subset R$$

where  $\underline{S}$  is the set of the compressed numbers of elements belonging to  $S$  as a basic function, we have by (2.1) and (1.9) that

$$\text{spr } f_F(x) = \overline{f_F(\underline{x})} = \overline{(\underline{F(\underline{x})})} = F(x).$$

The graphs of super-functions are situated in the exploded Descartes-plane  $\overline{R^2}$  which is a super-linear space with the operations

$$X \overset{\ominus}{-} Y = (x_1 \overset{\ominus}{-} y_1, x_2 \overset{\ominus}{-} y_2), \quad X = (x_1, x_2), \quad Y = (y_1, y_2)$$

and

$$c \text{---} \textcircled{\ominus} \text{---} X = (c \text{---} \textcircled{\ominus} \text{---} x_1, c \text{---} \textcircled{\ominus} \text{---} x_2), \quad x_1, x_2, y_1, y_2 \text{ and } c \in \overline{\mathbb{R}}$$

as well as

$$X \text{---} \textcircled{\ominus} \text{---} Y = (x_1 \text{---} \textcircled{\ominus} \text{---} y_1, x_2 \text{---} \textcircled{\ominus} \text{---} y_2).$$

Moreover,  $\overline{\mathbb{R}^2}$  is a super-euclidian space with the super-inner-product

$$X \text{---} \textcircled{\ominus} \text{---} Y = (x_1 \text{---} \textcircled{\ominus} \text{---} y_1) \text{---} \textcircled{\oplus} \text{---} (x_2 \text{---} \textcircled{\ominus} \text{---} y_2)$$

and it is super-normed with

$$\|X\|_{\overline{\mathbb{R}^2}} = \text{spr} \sqrt{X \text{---} \textcircled{\ominus} \text{---} X}.$$

If  $X, Y, Z \in \overline{\mathbb{R}^2}$  and  $X \neq Z, Y \neq Z$  then we say

$$(2.4) \quad \text{meas} \text{---} \text{spr} \angle XZY = \text{spr} \text{---} \text{arc} \cos \left( \left( (X \text{---} \textcircled{\ominus} \text{---} Z) \text{---} \textcircled{\ominus} \text{---} (Y \text{---} \textcircled{\ominus} \text{---} Z) \right) \text{---} \textcircled{\ominus} \text{---} \left( \|X \text{---} \textcircled{\ominus} \text{---} Z\|_{\overline{\mathbb{R}^2}} \text{---} \textcircled{\ominus} \text{---} \|Y \text{---} \textcircled{\ominus} \text{---} Z\|_{\overline{\mathbb{R}^2}} \right) \right).$$

The super-curve  $G$  is defined as follows:

$$G = \{X = (x, y) \in \overline{\mathbb{R}^2} : x = x(t), y = y(t), \quad \alpha \leq t \leq \beta, \quad (\alpha, \beta) \subset \overline{\mathbb{R}}\}$$

such that  $u = \underline{x(t)}$  and  $v = \underline{y(t)}$  are continuously differentiable functions of the parameter  $\varphi = \underline{t}$  on the interval  $[\underline{\alpha}, \underline{\beta}]$ . Moreover, we require for any  $\varphi \in [\underline{\alpha}, \underline{\beta}]$  that

$$(u'(\varphi))^2 + (v'(\varphi))^2 \neq 0.$$

An important special case is the super-line  $L_C(V)$  defined by the equation

$$(2.5) \quad X = C \text{---} \textcircled{\oplus} \text{---} (t \text{---} \textcircled{\ominus} \text{---} V), \quad t \in \overline{\mathbb{R}},$$

where  $C = (c_1, c_2), V = (v_1, v_2) \in \overline{\mathbb{R}^2}$  are given such that

$$(2.6) \quad (v_1 \text{---} \textcircled{\ominus} \text{---} v_1) \text{---} \textcircled{\oplus} \text{---} (v_2 \text{---} \textcircled{\ominus} \text{---} v_2) = \overline{1}.$$

The super measure of super-angle of super-lines  $L_C(V)$  and  $L_C(U)$  with

$$\|U\|_{\overline{\mathbb{R}^2}} = \overline{1}$$

is defined as follows:

$$(2.7) \quad \text{meas} \text{---} \text{spr} \angle (L_C(V), L_C(U)) = \min(\text{spr} \text{---} \text{arc} \cos(V \text{---} \textcircled{\ominus} \text{---} U), \text{spr} \text{---} \text{arc} \cos(-V \text{---} \textcircled{\ominus} \text{---} U)).$$

### 3. WINDOW PHENOMENON AND SHIFT-WINDOW PHENOMENON

Considering a super-curve  $G$  (which may be a graph of a super-function) the intersection

$$G \cap \mathbb{R}^2$$

is called the window phenomenon of  $G$  (or a super-function of  $f$ ). For example, the window phenomenon of the super-unit-circle with the centre origo  $\|x\|_{\overline{\mathbb{R}^2}} = \overline{1}$  is itself the super-unit-circle except for points  $(-\overline{1}, 0), (0, \overline{1}), (\overline{1}, 0)$  and  $(0, -\overline{1})$  which are invisible points in the window  $\mathbb{R}^2$ .

Considering a fixed point  $(x_0, y_0) \in \overline{R^2}$  we introduce the super-shift transformation

$$(3.1) \quad \begin{aligned} x &= \xi \overset{\ominus}{\ominus} x_0 \\ y &= \eta \overset{\ominus}{\ominus} y_0 \end{aligned}$$

which moves the exploded Descartes-coordinate system “ $x, y$ ” into the system “ $\xi, \eta$ ” having the new coordinate axes “ $\xi$ ” and “ $\eta$ ” with the new origo  $(x_0, y_0)$ . While the Descartes-plane

$$\begin{aligned} -\overline{1} &< x < \overline{1} \\ -\overline{1} &< y < \overline{1} \end{aligned}$$

is moving on the exploded Descartes-plane  $\overline{R^2}$  into the Descartes-plane

$$\begin{aligned} x_0 \overset{\ominus}{\ominus} \overline{1} &< x < x_0 \overset{\ominus}{\ominus} \overline{1} \\ y_0 \overset{\ominus}{\ominus} \overline{1} &< y < y_0 \overset{\ominus}{\ominus} \overline{1} \end{aligned}$$

we can see the another subset of  $\overline{R^2}$ . This transformation gives a new window on the wall  $\overline{R^2}$ .

We can observe this transformation on the compressed model where the compressed wall  $\overline{R^2}$  is  $R^2$  and the compressed window  $R^2$  is  $\underline{R^2}$ , that is, the set of points  $(\underline{x}, \underline{y})$  for which

$$\begin{aligned} -1 &< \underline{x} < 1 \\ -1 &< \underline{y} < 1 \quad (x, y) \in R^2. \end{aligned}$$

By the compression the super-shift transformation becomes the familiar shift-transformation

$$\begin{aligned} \underline{x} &= \underline{\xi} + \underline{x}_0 \\ \underline{y} &= \underline{\eta} + \underline{y}_0 \end{aligned}$$

and the new sub-window is the set of points  $(\underline{x}, \underline{y})$  for which

$$\begin{aligned} \underline{x}_0 - 1 &< \underline{x} < \underline{x}_0 + 1 \\ \underline{y}_0 - 1 &< \underline{y} < \underline{y}_0 + 1. \end{aligned}$$

*Example 3.2.* In the window we can see the visible parts of graphs of super-parabola

$$y = x \overset{\ominus}{\ominus} x, \quad x \in \overline{R}$$

and of super-square-root function  $\text{spr} \sqrt{x} = \sqrt{\underline{x}}, x \geq 0$ . Their super-curves have two common points  $(0, 0)$  and  $(\overline{1}, \overline{1})$  such that the latter is invisible. Using the super-shift transformation (3.1) with  $(x_0, y_0) = (\overline{1}, \overline{1})$ , the new equation of super-parabola is

$$\eta = (\xi \overset{\ominus}{\ominus} \overline{2}) \overset{\ominus}{\ominus} \xi, \quad \xi \in \overline{R}$$

while the super-square-root has the equation

$$\eta = \left( \sqrt{\xi \overset{\ominus}{\ominus} \overline{1}} \right) \overset{\ominus}{\ominus} \overline{1}, \quad -\overline{1} \leq \xi \in \overline{R}$$

having the equations of window-curves (window phenomenons)

$$\eta = \text{area th}((\text{th } \xi)(\text{th } \xi + 2)), \quad -\infty < \xi < \text{area th}(\sqrt{2} - 1)$$

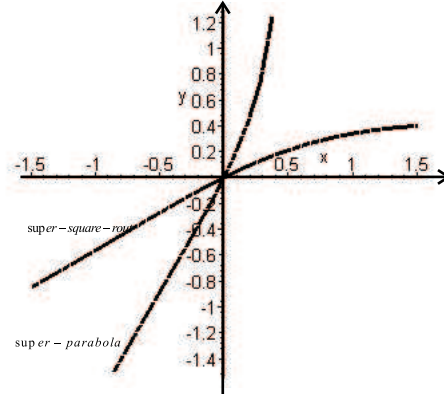


FIGURE 3.3.

and

$$\eta = \text{area th}(\sqrt{\text{th } \xi + 1} - 1), \quad -\infty < \xi < \infty,$$

respectively. Their intersection is visible in the new window:

*Example 3.3.* Considering the super-function

$$(3.4) \quad y = (\overline{2} \ominus x) \ominus (\overline{1} \oplus (x \ominus x)), \quad x \in \overline{R}$$

by (1.6), (1.9), (1.2) (1.1), (1.4), (1.10) and (1.5) we can see that for any  $x \in R$

$$\begin{aligned} (\overline{2} \ominus x) \ominus (\overline{1} \oplus (x \ominus x)) &= \overline{\left( \frac{2x}{1+x^2} \right)} = \\ &= \overline{\left( \frac{2 \text{th } x}{1 + \text{th}^2 x} \right)} = \overline{\text{th } 2x} = \text{area th}(\text{th } 2x) = 2x \end{aligned}$$

is obtained. This means that the (familiar) line, having the equation

$$(3.5) \quad y = 2x \quad (x \in R),$$

is the window-curve of the super-function defined under (3.4). In the window the graph of super-function appears to be a line. Applying the super-shift transformation (3.1) with  $(x_0, y_0) = (\overline{1}, \overline{1})$  we have the new equation of the original super-function (3.4):

$$(3.6) \quad \eta = -((\xi \ominus \xi) \ominus (\overline{2} \oplus (\xi \ominus (\xi \ominus \overline{2}))))), \quad \xi \in \overline{R}.$$

The window phenomenon of (3.6) has the equation

$$(3.7) \quad \eta = \frac{1}{2} \ln \frac{2(e^{4\xi} + e^{2\xi})}{3e^{4\xi} + 1}, \quad \xi \in R$$

and we can see it in the shift-window which is the following subset of  $\overline{R}$ :

$$(3.8) \quad \begin{aligned} 0 < x < \overline{2} \\ 0 < y < \overline{2}. \end{aligned}$$

Let us consider the points  $O = (0, 0)$ ,  $P_1 = (\frac{1}{2}, 1)$ ,  $P_2 = (1, 2)$  and  $\Omega = (\overline{1}, \overline{1})$  of the graph of super-function (3.4). Points  $O$ ,  $P_1$ , and  $P_2$  are situated on the line

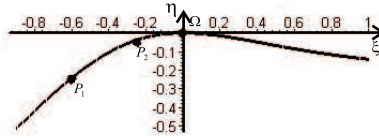


FIGURE 3.9.

(3.5) but  $\Omega$  is invisible. On the other hand  $P_1, P_2$  and  $\Omega$  has new coordinates in the Descartes-system “ $\xi, \eta$ ”:

$$\left(\frac{1}{2}, 1\right), \left(1, 2\right) \quad \text{and} \quad (0, 0)$$

respectively, so we can see them in the shift-window (3.8) on the window-phenomenon (3.7):

In Fig. 3.9 the point  $O$  is invisible. However, another super-shift transformation, namely (3.1) with

$$(x_0, y_0) = \left(\frac{1}{2}, \frac{1}{2}\right),$$

results that  $O, P_1, P_2$  and  $\Omega$  are visible in the new window. In this case, the new equation of the super-function defined under (3.4) is

$$(3.10) \quad \eta = \left( \left( \left( \frac{1}{2} - \xi \right) \left( \frac{3}{2} - \xi \right) \right) \left( \frac{3}{8} - \xi \right) \right) \left( \left( \xi - \xi \right) \left( \frac{5}{4} - \xi \right) \right), \quad \xi \in \mathbb{R}$$

The window phenomenon of (3.10) has the equation

$$(3.11) \quad \eta = \text{area th} \frac{-\frac{1}{2}(\text{th } \xi)^2 + \frac{3}{2} \text{th } \xi + \frac{3}{8}}{(\text{th } \xi)^2 + \text{th } \xi + \frac{5}{4}}, \quad \text{area th}(\sqrt{3} - \frac{5}{2}) < \xi < \infty$$

and we have:

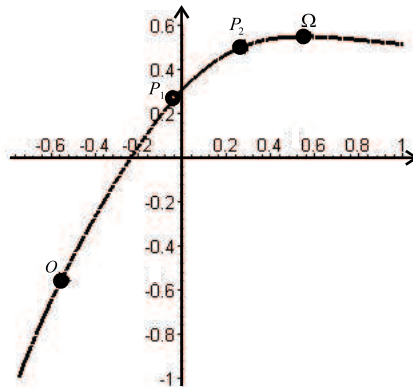


FIGURE 3.12.

The case of super-shift transformation (3.1) with  $(x_0, y_0) = (0, \overline{1})$ :

$$x = \xi \quad \text{and} \quad y = \eta - \textcircled{\ominus} - \overline{1}.$$

The new equation of super-function defined under (3.4) is the following:

$$(3.13) \quad \eta = -\left(\left(\left(\overline{1} - \textcircled{\ominus} - \xi\right) - \textcircled{\ominus} - \left(\overline{1} - \textcircled{\ominus} - \xi\right)\right) - \textcircled{\ominus} - \left(\overline{1} - \textcircled{\ominus} - \left(\xi - \textcircled{\ominus} - \xi\right)\right)\right), \quad \xi \in \overline{\mathbb{R}}$$

The window phenomenon of (3.13) is

$$(3.14) \quad \eta = \frac{1}{2} \ln \frac{e^{4\xi} - 1}{e^{4\xi} + 3}, \quad 0 < \xi < \infty,$$

which shows that both  $O$  and  $\Omega$  are invisible:

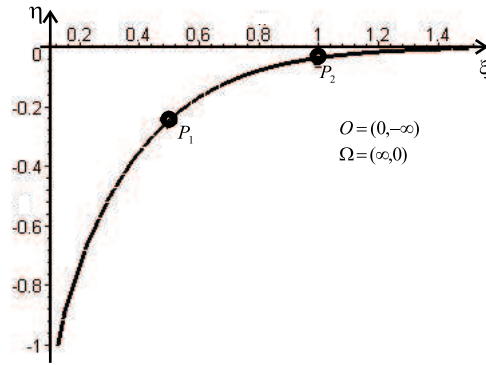


FIGURE 3.15.

The super-shift transformation (3.1) with  $(x_0, y_0) = (\overline{1}, 0)$  is the most interesting. Now, the shift-window is the following subset of  $\mathbb{R}^2$ :

$$(3.16) \quad \begin{aligned} 0 < x < \overline{2} \\ -\infty < y < \infty. \end{aligned}$$

Similarly to the case mentined above,  $O$  and  $\Omega$  are invisible again. The new equation of super-function defined under (3.4) is the following:

$$(3.17) \quad \eta = \left(\left(\overline{2} - \textcircled{\ominus} - \xi\right) - \textcircled{\ominus} - \overline{2}\right) - \textcircled{\ominus} - \left(\left(\xi - \textcircled{\ominus} - \xi\right) - \textcircled{\ominus} - \left(\overline{2} - \textcircled{\ominus} - \xi\right) - \textcircled{\ominus} - \overline{2}\right), \quad \xi \in \overline{\mathbb{R}}.$$

The window phenomenon of (3.17) has the equation

$$(3.18) \quad \eta = \text{area th} \frac{2(\text{th } \xi + 1)}{1 + (\text{th } \xi + 1)^2}, \quad -\infty < \xi < \infty, \quad \xi \neq 0$$

By Fig. 3.9, 3.12, 3.15 and 3.19 it seems that  $\Omega$  is the maximum point of the graph of the super-function (3.4). Really, we have

*Remark 3.20.* Considering that for any  $\underline{x} \in \mathbb{R}$  the inequalities

$$-1 \leq \frac{2\underline{x}}{1 + (\underline{x})^2} \leq 1$$

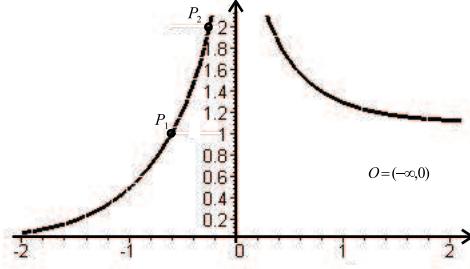


FIGURE 3.19.

are valid such that the equalities are valid if and only if the left-hand side,  $\underline{x} = -1$  and, on the right-hand side,  $\underline{x} = 1$ . Hence (1.6), (1.7) and (1.8) yield

$$(3.21) \quad -\overline{1} \leq (\overline{2} \text{---} \text{---} x) \text{---} (\infty \text{---} \text{---} (x \text{---} \text{---} x)) \leq \overline{1}, \quad x \in \overline{\mathbb{R}}$$

with the equalities on the left-hand or right-hand sides in the cases  $x = -\overline{1}$  or  $x = \overline{1}$ , respectively.

*Remark 3.22.* By (3.21) we can see that the super-function defined under (3.4) is bounded but not constant. So, we have that (3.4) is not a super-line though its window phenomenon is line (3.5).

*Example 3.23.* Let us consider the super-square determined by the super-lines

$$(3.23) \quad \begin{aligned} L_{1,0} &: y = x \\ L_{-\infty,\infty} &: y = \overline{1} \text{---} \text{---} x \\ L_{\infty,-\infty} &: y = x \text{---} \text{---} \overline{1} \\ L_{-\infty,0} &: y = -x \end{aligned}$$

Using the super-shift transformation (3.1) with  $(x_0, y_0) = ((\frac{\overline{1}}{2}), 0)$  we can see the symmetric form of the super-square in the shift window:

$$\begin{aligned} (\frac{\overline{1}}{2}) &< x < (\frac{\overline{3}}{2}) \\ -\infty &< y < \infty \end{aligned}$$

where the new equations of super-lines are:

$$\begin{aligned} L_{\infty,0} &: \eta = \xi \text{---} \text{---} (\frac{\overline{1}}{2}) \\ L_{-\infty,\infty} &: \eta = (\frac{\overline{1}}{2}) \text{---} \text{---} \xi \\ L_{\infty,-\infty} &: \eta = \xi \text{---} \text{---} (\frac{\overline{1}}{2}) \\ L_{-\infty,0} &: \eta = -(\xi \text{---} \text{---} (\frac{\overline{1}}{2})) \end{aligned}$$

with the equations of window phenomena  $y = \text{area th}(\text{th } \xi + \frac{1}{2})$ ,  $y = \text{area th}(\frac{1}{2} - \text{th } \xi)$ ,  $y = \text{area th}(\text{th } \xi - \frac{1}{2})$ , and  $y = -\text{area th}(\text{th } \xi + \frac{1}{2})$ , respectively.



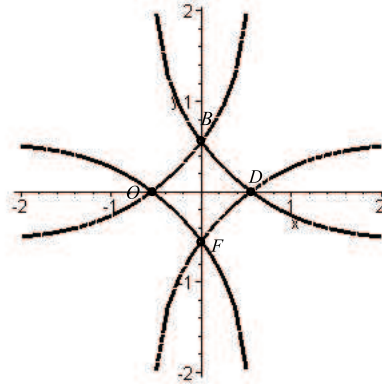


FIGURE 3.24.

*Example 3.25.* That the super-lines

$$L_{\infty, \infty} : y = x \oplus \overline{1}$$

$$L_{2,0} : y = \overline{2} \oplus x$$

have the common (invisible) point  $M = (\overline{1}, \overline{2})$ . It is easy too see that point  $Q = (-\overline{1}, 0)$  lies on  $L_{\infty, \infty}$  and  $O = (0, 0)$  lies on  $L_{2,0}$ . Using (2.4), by (1.1) - (1.4), (1.6), (1.7) and (2.1) we compute

$$\text{meas spr} \angle QMO = \text{area th}(\arccos \frac{3}{\sqrt{10}}).$$

By the super-shift transformation (3.1) with  $(x_0, y_0) = M$ , we can see the intersection in the shift-window:

$$0 < x < \overline{2}$$

$$\overline{1} < y < \overline{3}.$$

Now, the new equations of super-lines are

$$L_{\infty, \infty} : \eta = \xi$$

$$L_{2,0} : \eta = \overline{2} \oplus \xi$$

with the equations of shift-window phenomena  $\eta = \xi$ , ( $\xi \in R$ ) and  $\eta = \text{area th}(2 \text{ th } \xi)$ , ( $|\xi| < \text{area th } \frac{1}{2}$ ) respectively.

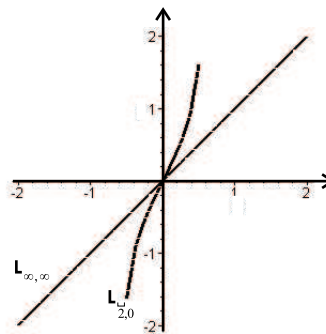


FIGURE 3.26.

*Example 3.27.* Let us consider super-lines

$$(3.28) \quad L_C(V) : X = C \overset{\circlearrowleft}{\ominus} (t \overset{\circlearrowleft}{\ominus} V)$$

and

$$(3.29) \quad L_C(U) : X = C \overset{\circlearrowleft}{\ominus} (t \overset{\circlearrowleft}{\ominus} U),$$

where

$$C = \left( \overline{\left(\frac{2+\sqrt{3}}{2}\right)}, \overline{\left(\frac{\sqrt{3}}{2}\right)} \right), \quad V = \left( \overline{\sqrt{\frac{2+\sqrt{3}}{4}}}, \overline{\sqrt{\frac{2-\sqrt{3}}{4}}} \right)$$

and

$$U = \left( \overline{\sqrt{\frac{1}{2}}}, \overline{\sqrt{\frac{1}{2}}} \right).$$

Computing their super-angle by (1.1), (1.2), (1.8), (1.9), (1.12), (2.1) and (2.7)

$$\text{meas spr} \angle(L_C(V), L_C(U)) = \overline{\left(\frac{\pi}{6}\right)}$$

is obtained, but the intersection of super-lines cannot be seen in the window.

Now, using the super-shift transformation (3.1) with  $(x_0, y_0) = C$ , we can see it in the shift-window:

$$\begin{aligned} \overline{\left(\frac{\sqrt{3}}{2}\right)} < x < \overline{\left(2 + \frac{\sqrt{3}}{2}\right)} \\ \overline{\left(\frac{\sqrt{3}}{2} - 1\right)} < y < \overline{\left(1 + \frac{\sqrt{3}}{2}\right)}. \end{aligned}$$

Considering that the equations under (3.28) and (3.29) are equivalent with the equations:

$$y = \overline{\left(\frac{\sqrt{3}}{2}\right)} \overset{\circlearrowleft}{\ominus} \overline{(2 - \sqrt{3})} \overset{\circlearrowleft}{\ominus} \left(x \overset{\circlearrowleft}{\ominus} \overline{\left(\frac{2 + \sqrt{3}}{2}\right)}\right)$$

and

$$y = x \overset{\circlearrowleft}{\ominus} \overline{1},$$

respectively. Hence, the new equations of super-lines

$$L_C(V) : \eta = \overline{2 - \sqrt{3}} \overset{\circlearrowleft}{\ominus} \xi, \quad \xi \in \overline{R}$$

and

$$L_C(U) : \eta = \xi, \quad \xi \in \overline{R}.$$

Moreover, their shift-window phenomena have equations

$$\eta = \text{area th}((2 - \sqrt{3}) \text{th } \xi), \quad \xi \in R$$

and

$$\eta = \xi, \quad \xi \in R,$$

respectively, and have the graphs below:

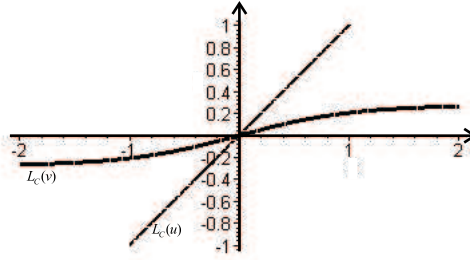


FIGURE 3.30.

## 4. SCREW TRANSFORMATION

Having the exploded Descartes-coordinate system “ $x, y$ ”, for any point  $(x, y) \in \overline{\mathbb{R}^2}$  we introduce the screw coordinates  $\omega$  and  $\vartheta$  by the equation system

$$(4.1) \quad \begin{aligned} x &= (\omega \overset{\ominus}{\circlearrowleft} \text{spr} \cos \varphi_0) \overset{\ominus}{\circlearrowleft} (\vartheta \overset{\ominus}{\circlearrowleft} \text{spr} \sin \varphi_0) \\ y &= (\omega \overset{\ominus}{\circlearrowleft} \text{spr} \sin \varphi_0) \overset{\oplus}{\circlearrowright} (\vartheta \overset{\ominus}{\circlearrowleft} \text{spr} \cos \varphi_0) \end{aligned}$$

where  $\varphi_0 \in \overline{\mathbb{R}}$  is a given (exploded) number. The transformation given by the equation system (4.1) is called screw transformation. The name of coordinate system “ $\omega, \vartheta$ ” is the screwed system.

By (1.1), (1.2), (1.6), (1.9) and (2.1) for any  $\varphi \in \overline{\mathbb{R}}$  we easily prove the identity

$$(\text{spr} \sin \varphi \overset{\ominus}{\circlearrowleft} \text{spr} \sin \varphi) \overset{\oplus}{\circlearrowright} (\text{spr} \cos \varphi \overset{\ominus}{\circlearrowleft} \text{spr} \cos \varphi) = \overline{1}$$

and using it, we can solve the equation system (4.1) for  $\omega$  and  $\vartheta$ , so

$$(4.2) \quad \begin{aligned} \omega &= (x \overset{\ominus}{\circlearrowleft} \text{spr} \cos \varphi_0) \overset{\oplus}{\circlearrowright} (y \overset{\ominus}{\circlearrowleft} \text{spr} \sin \varphi_0) \\ \vartheta &= (y \overset{\ominus}{\circlearrowleft} \text{spr} \cos \varphi_0) \overset{\ominus}{\circlearrowleft} (x \overset{\ominus}{\circlearrowleft} \text{spr} \sin \varphi_0). \end{aligned}$$

The equation systems (4.1) and (4.2) show the mutual and unambiguous connection between coordinates  $(x, y)$  and  $(\omega, \vartheta)$  which characterise the same point of  $\overline{\mathbb{R}^2}$ . The systems “ $x, y$ ” and “ $\omega, \vartheta$ ” have a common origo.

Considering the points characterised by

$$(4.3) \quad \vartheta = 0$$

the equation system (4.1) yields

$$(4.4) \quad \begin{aligned} x &= \omega \overset{\ominus}{\circlearrowleft} \text{spr} \cos \varphi_0 \\ y &= \omega \overset{\ominus}{\circlearrowleft} \text{spr} \sin \varphi_0. \end{aligned}$$

If

$$\varphi_0 = \overline{k} \overset{\ominus}{\circlearrowleft} \overline{2\pi}, \quad k = 0, \pm 1, \pm 2, \dots$$

then by (4.4)

$$\vartheta = 0 \quad \text{if and only if} \quad y = 0,$$

and the screw transformation is identical.

If

$$\varphi_0 = \overline{\pi} - \textcircled{\ominus} - (\overline{k} - \textcircled{\ominus} - \overline{2\pi}), \quad k = 0, \pm 1, \pm 2, \dots$$

then by (4.4)

$$\vartheta = 0 \quad \text{if and only if} \quad y = 0,$$

but the point  $(x, y) = (\overline{1}, 0)$  has the new coordinates  $(\omega, \vartheta) = (-\overline{1}, 0)$ .

If

$$\varphi_0 = \overline{\left(\frac{\pi}{2}\right)} - \textcircled{\ominus} - (\overline{k} - \textcircled{\ominus} - \overline{2\pi}), \quad k = 0, \pm 1, \pm 2, \dots$$

then

$$(4.5) \quad \vartheta = 0 \quad \text{if and only if} \quad x = 0,$$

and the point  $(x, y) = (\overline{1}, 0)$  has the new coordinates  $(\omega, \vartheta) = (0, \overline{1})$ .

If

$$\vartheta_0 = \overline{\left(-\frac{\pi}{2}\right)} - \textcircled{\ominus} - (\overline{k} - \textcircled{\ominus} - \overline{2\pi}), \quad k = 0, \pm 1, \pm 2, \dots$$

then

$$(4.6) \quad \vartheta = 0 \quad \text{if and only if} \quad x = 0,$$

but the point  $(x, y) = (\overline{1}, 0)$  has the new coordinates  $(\omega, \vartheta) = (0, -\overline{1})$ .

In general, except for the cases (4.5) and (4.6), the equation system (4.4) yields

$$(4.7) \quad \vartheta = 0 \quad \text{if and only if} \quad y = (\text{spr tg } \varphi_0) - \textcircled{\ominus} - x,$$

that is, the “ $\omega$ -axis” of the screwed system is a super-line in the exploded Descartes-coordinate system “ $x, y$ ”.

Similarly, considering the points characterised by

$$(4.8) \quad \omega = 0,$$

the equation system (4.1) yields

$$(4.9) \quad \begin{aligned} x &= -(\vartheta - \textcircled{\ominus} - \text{spr sin } \varphi_0) \\ y &= \vartheta - \textcircled{\ominus} - \text{spr cos } \varphi_0. \end{aligned}$$

Hence, except for cases

$$\varphi_0 = \overline{k} - \textcircled{\ominus} - \overline{\pi}, \quad k = 0, \pm 1, \pm 2, \dots$$

we have that

$$(4.10) \quad \omega = 0 \quad \text{if and only if} \quad y = (-\text{spr ctg } \varphi_0) - \textcircled{\ominus} - x,$$

that is, the “ $\vartheta$ -axis” of the screwed system is a super-line in the exploded Descartes system “ $x, y$ ”.

Moreover, for any  $\varphi_0 \in \overline{R}$  we have

$$(4.11) \quad \text{meas spr} \angle(\text{“}\omega\text{-axis”}, \text{“}\vartheta\text{-axis”}) = \overline{\left(\frac{\pi}{2}\right)}.$$

The window phenomena of screwed axes in the cases

$$\varphi_0 = \overline{k} - \textcircled{\ominus} - \overline{\left(\frac{\pi}{4}\right)}, \quad k = 0, \pm 1, \pm 2, \dots$$

are lines.

In the special case  $\varphi_0 = (\frac{\pi}{3})$ , the window phenomena of screwed axes having the equations

$$\text{"}\omega\text{-axis"} : y = \text{areath}(\sqrt{3} \text{th } x), \quad |x| < \text{areath} \frac{1}{\sqrt{3}}$$

and

$$\text{"}\vartheta\text{-axis"} : y = -\text{areath}(\frac{\text{th } x}{\sqrt{3}}), \quad x \in R$$

are situated in the following figure:

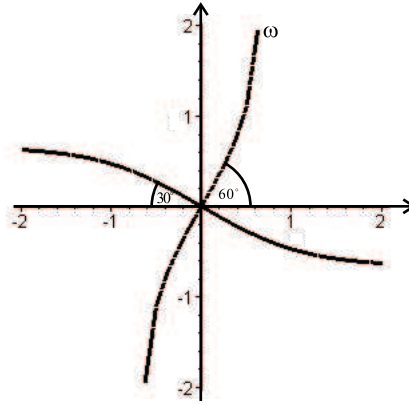


FIGURE 4.12.

### 5. CRITERION FOR SUPER-LINES

Now turning to the lines with equations

$$(5.1) \quad y = -x, \quad x \in R$$

and

$$(5.2) \quad y = 1 - x, \quad x \in R$$

we can consider as the window phenomena of some kind of super-functions. Clearly, the equation

$$(5.3) \quad y = -x, \quad x \in \overline{R}$$

represents a super-line and its window phenomenon has the equation under (5.1). The case of (5.2) is more complicated. Using (1.1) - (1.4) we can write for any  $x \in R$

$$1 - x = (1 \overset{\circ}{-} x) \overset{\circ}{-} (\overline{1} \overset{\circ}{-} (1 \overset{\circ}{-} x))$$

which means that the super-function represented by the equation

$$(5.4) \quad y = (1 \overset{\circ}{-} x) \overset{\circ}{-} (\overline{1} \overset{\circ}{-} (1 \overset{\circ}{-} x)), \quad x \in \overline{R}, \quad x \neq \overline{\left(\frac{1}{1}\right)} (> \infty),$$

has the window phenomenon with equation (5.2). The graph of this super-function is not a super-line because starting from

$$(5.5) \quad f(x) = \frac{\text{th } 1 - x}{1 - (\text{th } 1)x}, \quad x \in R, \quad x \neq \frac{1}{\text{th } 1}$$

by (1.2)-(1.4), (1.6), (1.10) and (2.1) we have

$$\text{spr } f(x) = (1 \overset{\circ}{-} x) \overset{\circ}{-} (\overline{1} \overset{\circ}{-} (1 \overset{\circ}{-} x)), \quad \underline{x} \neq \frac{1}{\text{th } 1}.$$

Having that (5.5) gives a hyperbola we can say that the super-function (5.4) represents a super-hyperbola.

To see this super-hyperbola in a better position, we use the super-shift transformation (3.1) with

$$(x_0, y_0) = \left( \overline{\left(\frac{1}{\text{th } 1}\right)}, \overline{\left(\frac{1}{\text{th } 1}\right)} \right).$$

Now the equation (instead of (5.4)) of super-hyperbola is:

$$(5.6) \quad \eta = \overline{\left(\frac{1}{\text{th } 1}\right)^2 - 1} - \overset{\circ}{\ominus} - \xi, \quad \xi \in \overline{\mathbb{R}}, \quad \xi \neq 0$$

and we can see its window phenomenon

$$\eta = \text{area th} \frac{\left(\frac{1}{\text{th } 1}\right)^2 - 1}{\text{th } \xi}, \quad |\xi| > \text{area th} \left( \left(\frac{1}{\text{th } 1}\right)^2 - 1 \right)$$

in the shift-window:

$$\begin{aligned} \text{area th} \left( \frac{1}{\text{th } 1} - 1 \right) < x < 1 + \frac{1}{\text{th } 1} \\ \text{area th} \left( \frac{1}{\text{th } 1} - 1 \right) < y < 1 + \frac{1}{\text{th } 1}, \end{aligned}$$

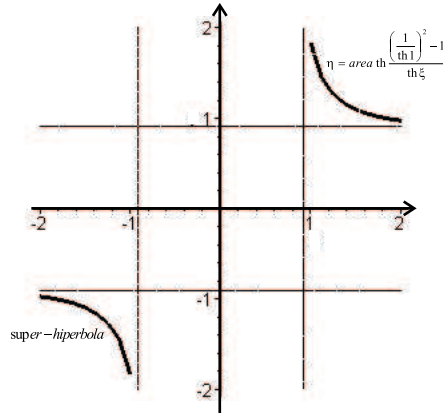


FIGURE 5.7.

Considering the sets

$$S_{x_0} = \{(x, y) \in \overline{\mathbb{R}^2} : x = x_0, \quad y \in \overline{\mathbb{R}} \text{ is arbitrary}\}$$

and

$$S_{y_0} = \{(x, y) \in \overline{\mathbb{R}^2} : x \in \overline{\mathbb{R}} \text{ is arbitrary, } y = y_0\}.$$

We see at a glance, that their points form super-lines. (The cases  $x_0 = 0$  and  $y_0 = 0$  are the exploded coordinate-axes.)

If  $x$  is running over  $\overline{\mathbb{R}}$ , and  $y = F(x)$  represents a mutual and unambiguous connection between  $x$  and  $y \in \overline{\mathbb{R}}$ , it is not trivial whether the set

$$(5.8) \quad S = \{(x, y) \in \overline{\mathbb{R}^2} : x \in \overline{\mathbb{R}} \text{ is arbitrary and } y = F(x)\}$$

forms a super-line or not. (Exceptions are  $F(x) = x$  and  $F(x) = -x$ .) Now we give a criterion in

**Theorem 5.9.** *Let us assume that  $x$  is running over  $\overline{\mathbb{R}}$  and  $y = F(x)$  is a mutual and unambiguous connection between  $x$  and  $y \in \overline{\mathbb{R}}$ . The set (5.8) forms a super-line if and only if there exists one and only one  $x_0 \in \overline{\mathbb{R}}$  so that*

$$(5.10) \quad F(x_0) = 0,$$

moreover, there exists a  $\varphi_0 \in \overline{\mathbb{R}}$ ,  $\varphi_0 \neq k \overset{\circ}{\ominus} (\frac{\pi}{2})$ ,  $k = 0, \pm 1, \dots$  such that the transformations first, the super-shift transformation

$$(5.11) \quad \begin{aligned} x &= \xi \overset{\circ}{\oplus} x_0 \\ y &= \eta \end{aligned}$$

second, the screw transformation

$$(5.12) \quad \begin{aligned} \xi &= (\omega \overset{\circ}{\ominus} \text{spr} \cos \varphi_0) \overset{\circ}{\ominus} (\vartheta \overset{\circ}{\ominus} \text{spr} \sin \varphi_0) \\ \eta &= (\omega \overset{\circ}{\ominus} \text{spr} \sin \varphi_0) \overset{\circ}{\oplus} (\vartheta \overset{\circ}{\ominus} \text{spr} \cos \varphi_0) \end{aligned}$$

result that the graph of super-function  $F$  becomes the “ $\omega$ -axis” of the coordinate-system “ $\omega, \vartheta$ ” with the origo  $(x_0, 0)$ .

*Example 5.13.* Let us consider the set (5.8) with

$$F(x) = \overline{2} \overset{\circ}{\ominus} x, \quad x \in \overline{\mathbb{R}}.$$

In this case  $x_0 = 0$  (see (5.10)), so the super-shift transformation is identical. (See (3.1) and (5.11).) Moreover, the screw transformation (5.12) with the necessary condition  $\vartheta = 0$  has the form

$$\begin{aligned} x &= \omega \overset{\circ}{\ominus} \text{spr} \cos \varphi_0 \\ \overline{2} \overset{\circ}{\ominus} x &= \omega \overset{\circ}{\ominus} \text{spr} \sin \varphi_0. \end{aligned}$$

Hence  $\varphi_0 = \text{spr} \arctg \overline{2}$ . So, the set (5.8) forms a super-line.

*Example 5.14.* Let us a consider the set (5.8) with

$$F(x) = \text{spr} \arctg x, \quad x \in \overline{\mathbb{R}}. \quad (\text{See (2.1).})$$

In this case  $x_0 = 0$  (see (5.10)), so the super-shift transformation in identical. (See (3.1) and (5.11).) Moreover, the screw transformation (5.12) with the necessary condition  $\vartheta = 0$  yields

$$\begin{aligned} x &= \omega \overset{\circ}{\ominus} \text{spr} \cos \varphi_0 \\ \text{spr} \arctg x &= \omega \overset{\circ}{\ominus} \text{spr} \sin \varphi_0 \end{aligned}$$

Hence,

$$\begin{aligned} \text{spr} \arctg \varphi_0 &= (\text{spr} \arctg x) \overset{\circ}{\ominus} x = \\ &= \overline{\arctg x} \overset{\circ}{\ominus} (\underline{x}) = \left( \frac{\overline{\arctg x}}{\underline{x}} \right) \end{aligned}$$

depends on  $x$ , so  $\varphi_0$  does not exists.

## 6. PROOF OF THEOREM 5.9.

We need the following

**Lemma 6.1.** *If  $v_1 \in \overline{\mathbb{R}^+}$ ,  $v_1$  and  $v_2$  satisfy condition (2.6) then we have*

$$(6.2) \quad \text{spr sin}(\text{spr arc tg}(v_2 \overset{\circ}{-} v_1)) = v_2$$

and

$$(6.3) \quad \text{spr cos}(\text{spr arc tg}(v_2 \overset{\circ}{-} v_1)) = v_1.$$

*Proof of the Lemma.* Using (2.1), (1.9), (1.4) and (1.11) we get

$$\begin{aligned} \text{spr arc tg}(v_2 \overset{\circ}{-} v_1) &= \overline{\text{arc tg}(v_2 \overset{\circ}{-} v_1)} = \\ &= \overline{\text{arc tg}(\overline{v_2} \overset{\circ}{-} \overline{v_1})} = \overline{\text{arc tg}(\overline{v_2 : v_1})} = \\ &= \overline{\text{arc tg}(v_2 : v_1)}. \end{aligned}$$

Moreover, (2.6) implies

$$(\overline{v_1})^2 + (\overline{v_2})^2 = 1.$$

Hence, using that  $\overline{v_1} > 0$  (see (1.8)) we get

$$\sin\left(\text{arc tg} \frac{\overline{v_2}}{\overline{v_1}}\right) = \overline{v_2}.$$

Moreover, (2.1), (1.11) and (1.9) yield

$$\begin{aligned} \text{spr sin}(\text{spr arc tg}(v_2 \overset{\circ}{-} v_1)) &= \overline{\sin(\text{spr arc tg}(v_2 \overset{\circ}{-} v_1))} = \\ &= \overline{\sin(\text{arc tg}(\overline{v_2 : v_1}))} = \overline{\overline{v_2}} = v_2, \end{aligned}$$

that is we have (6.2).

Similarly,

$$\cos(\text{arc tg} \frac{\overline{v_2}}{\overline{v_1}}) = \overline{v_1}$$

implies

$$\text{spr cos}(\text{spr arc tg}(v_2 \overset{\circ}{-} v_1)) = v_1$$

that is we have (6.3). □

*Proof of Theorem. Necessity.* Let us assume that set  $S$  (see (5.8)) forms a super-line which has the equation system

$$\begin{aligned} x &= c_1 \overset{\oplus}{-} (t \overset{\circ}{-} v_1) \\ y &= c_2 \overset{\oplus}{-} (t \overset{\circ}{-} v_2) \end{aligned}$$

where  $C = (c_1, c_2)$  and  $V = (v_1, v_2)$  with (2.6) belong to  $\overline{\mathbb{R}^2}$ . As the connection between  $x$  and  $y$  is mutual and unambiguous,  $v_1$  and  $v_2$  are different from 0. Moreover, we can assume that  $v_1 > 0$ . Hence, we have that

$$(6.4) \quad y = (m \overset{\circ}{-} x) \overset{\oplus}{-} b$$

where

$$(6.5) \quad m = v_2 \overset{\circ}{-} v_1, (m \neq 0)$$



and

$$b = c_2 \text{---} \text{---} (m \text{---} \text{---} c_1),$$

that is

$$(6.6) \quad F(x) = (m \text{---} \text{---} x) \text{---} \text{---} b$$

is a super-linear function. Now, by (6.6) we have

$$(6.7) \quad x_{(0)} = (-b) \text{---} \text{---} m$$

as the unique point such that

$$F(x_{(0)}) = 0,$$

so (5.10) is fulfilled. Let now

$$(6.8) \quad \varphi_0 = \text{spr arc tg } m.$$

Clearly,  $\varphi_0 \neq \overline{k} \text{---} \text{---} (\frac{\pi}{2})$ ,  $k = 0, \pm 1, \pm 2, \dots$ . Using transformation (5.11) with  $x_0 = x_{(0)}$ , by (6.4) and (6.7) we have the equation super-line (5.8) with (6.6) in the system “ $\xi, \eta$ ” with the origo  $(x_{(0)}, 0)$ :

$$(6.9) \quad \eta = m \text{---} \text{---} \xi.$$

Considering transformation (5.12) with  $\varphi_0$  under (6.8), by (6.5) and Lemma 6.1 we have

$$\xi = (\omega \text{---} \text{---} v_1) \text{---} \text{---} (\vartheta \text{---} \text{---} v_2)$$

$$\eta = (\omega \text{---} \text{---} v_2) \text{---} \text{---} (\vartheta \text{---} \text{---} v_1)$$

Using (6.9) the equation

$$(6.10) \quad (\omega \text{---} \text{---} v_1) \text{---} \text{---} (\vartheta \text{---} \text{---} v_1) = m \text{---} \text{---} ((\omega \text{---} \text{---} v_1) \text{---} \text{---} (\vartheta \text{---} \text{---} v_2))$$

is the equation of super-line (5.8) in the coordinate system “ $\omega, \vartheta$ ” with the origo  $(x_{(0)}, 0)$ . Spermultiplying both sides of the equation (6.10) by  $v_1$  and using (6.5) we can write

$$\begin{aligned} & ((\omega \text{---} \text{---} v_2) \text{---} \text{---} v_1) \text{---} \text{---} ((\vartheta \text{---} \text{---} v_1) \text{---} \text{---} v_1) = \\ & = ((v_2 \text{---} \text{---} \omega) \text{---} \text{---} v_1) \text{---} \text{---} (v_2 \text{---} \text{---} (\vartheta \text{---} \text{---} v_2)). \end{aligned}$$

Hence

$$\vartheta \text{---} \text{---} ((v_1 \text{---} \text{---} v_1) \text{---} \text{---} (v_2 \text{---} \text{---} v_2)) = 0$$

and (2.6) gives that  $\vartheta = 0$ . This shows that super-line (5.8) lies on the “ $\omega$ -axis” of the coordinate-system “ $\omega, \vartheta$ ”.

*Sufficiency.* Now we assume that there exists a (unique)  $x_0$  with (5.10) and

$\varphi_0 \neq \overline{k} \text{---} \text{---} (\frac{\pi}{2})$  such that after the transformations (5.11) and (5.12) the points of the set  $S$  lie on the “ $\omega$ -axis” of the coordinate system “ $\omega, \vartheta$ ” with the origo  $(x_0, 0)$ . These mean that if  $(x, y) \in S$  having the coordinates  $\omega$  and  $\vartheta$  such that

$$\begin{aligned} x \text{---} \text{---} x_0 &= (\omega \text{---} \text{---} \text{spr cos } \varphi_0) \text{---} \text{---} (\vartheta \text{---} \text{---} \text{spr sin } \varphi_0) \\ y &= (\omega \text{---} \text{---} \text{spr sin } \varphi_0) \text{---} \text{---} (\vartheta \text{---} \text{---} \text{spr cos } \varphi_0) \end{aligned}$$

is valid with  $\vartheta = 0$ . Hence, for any  $x \in \overline{R}$

$$x \overset{\circ}{-} x_0 = \omega \overset{\circ}{-} \text{spr} \cos \varphi_0$$

$$F(x) = \omega \overset{\circ}{-} \text{spr} \sin \varphi_0$$

Having that  $\text{spr} \cos \varphi_0 \neq 0$  and assuming that  $x \neq x_0$  (that is  $\omega \neq 0$ ) by (2.1) we can write

$$F(x) \overset{\circ}{-} (x \overset{\circ}{-} x_0) = \text{spr} \text{tg} \varphi_0 (\neq 0).$$

Moreover,

$$F(x) = (\text{spr} \text{tg} \varphi_0) \overset{\circ}{-} (x \overset{\circ}{-} x_0)$$

which, by (5.10), remains valid for  $x = x_0$ , too. As  $F$  is a super-linear function, the points of  $S$  form a super-line.  $\square$

#### REFERENCES

- [1] I. Szalay. Exploded and compressed numbers. *This AMAPN*, 18(2):33–51, 2002.

*Received November 1, 2001.*

DEPARTMENT OF MATHEMATICS  
 FACULTY OF TEACHER'S TRAINING,  
 UNIVERSITY OF SZEGED,  
 H-6720 SZEGED, BOLDOGASSZONY SGT. 6-8  
 E-mail address: szalay@jgytf.u-szeged.hu